



# CIVIL APPLICATIONS

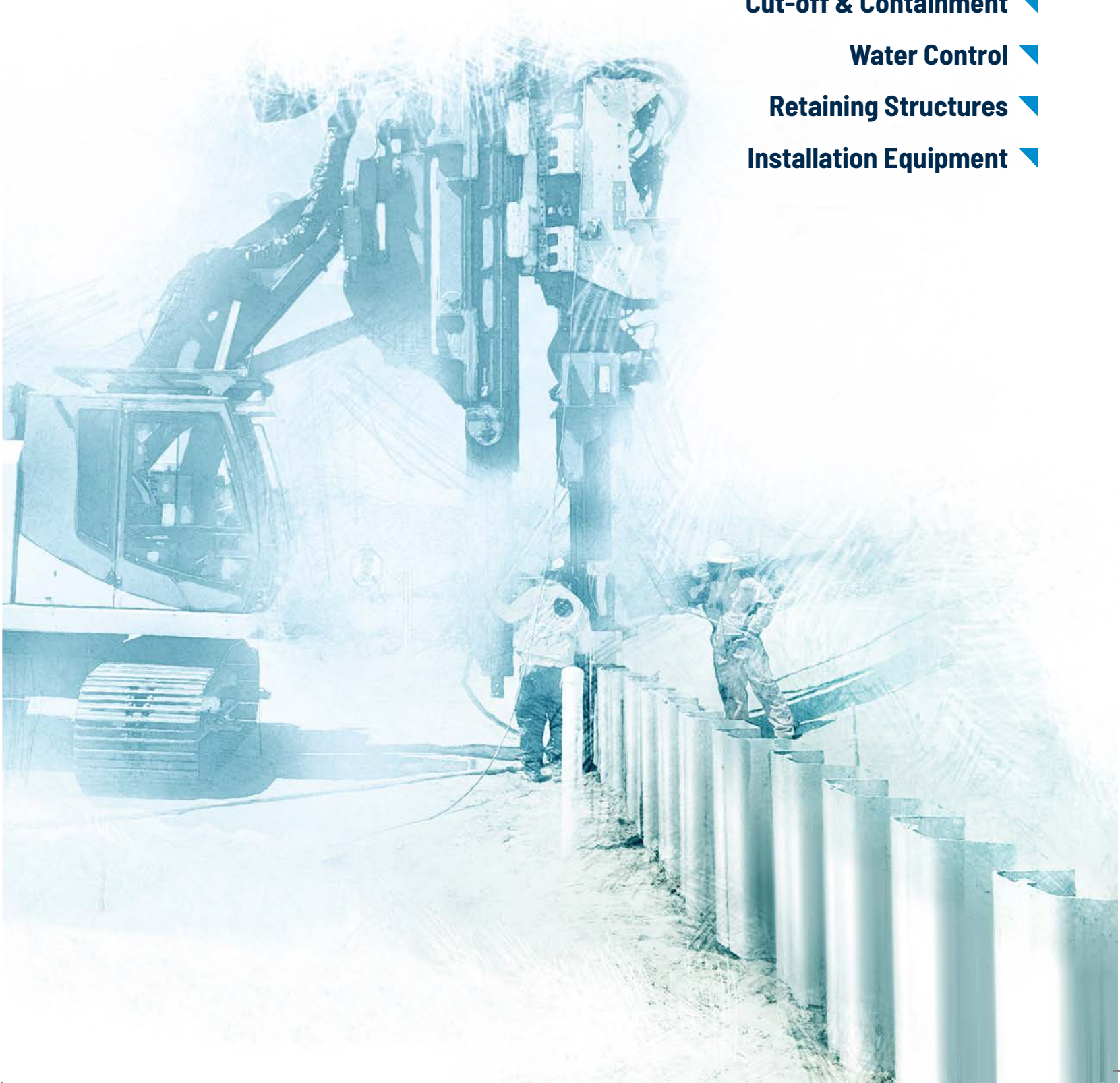
**Flood Protection ▼**

**Cut-off & Containment ▼**

**Water Control ▼**

**Retaining Structures ▼**

**Installation Equipment ▼**







# FLOOD PROTECTION

Flood Control projects using CMI's family of synthetic and aluminum sheet piling have been in service for over 25 years.



## **I-Beam Lock®**

CMI's ShoreGuard® sheet pile features the patented I-Beam Lock™ for superior joint integrity and seam reliability.

1-800-256-8857





Actual Size

### 30" BOX PROFILE

CMI produces the industry's largest profile sheet pile on the market, resulting in fewer locks or seams in your wall, reducing the number of driving episodes, and saving time and money.

## RETAINING STRUCTURES

CMI offers the strongest Vinyl, FRP, and Aluminum sheet piling in the world, achieving retained heights in excess of 15 ft.

[cmilc.com](http://cmilc.com)



## XCR Technology

CMI's state-of-the-art facility, the only one of its kind, is dedicated specifically to the advancement of synthetic sheet piling.

XCR technology incorporates the latest innovations in material processing, high-precision co-extrusion, and superior formulations.

XCR technology allows CMI to deliver the most chemically resistant, high-quality, and dependable synthetic sheet pile on the market.



## WATER CONTROL

Projects ranging from small retention ponds to the largest fresh water diversion structures in the world have utilized CMI's sheet pile products.

1-800-256-8857



# CUT-OFF & CONTAINMENT

CMI sheet piling minimizes the construction footprint and requires less equipment at the job site than conventional methods.

## IMPERMEABLE

While the sheet pile itself is impermeable, independent laboratory tests conducted on certain CMI Sheet Piling have demonstrated effective wall permeability of  $\approx 1 \times 10^{-7}$  cm/s without the use of hydrophilic sealant.


Projects that require a high degree of containment certainty should consider incorporating hydrophilic sealants to increase resistance.



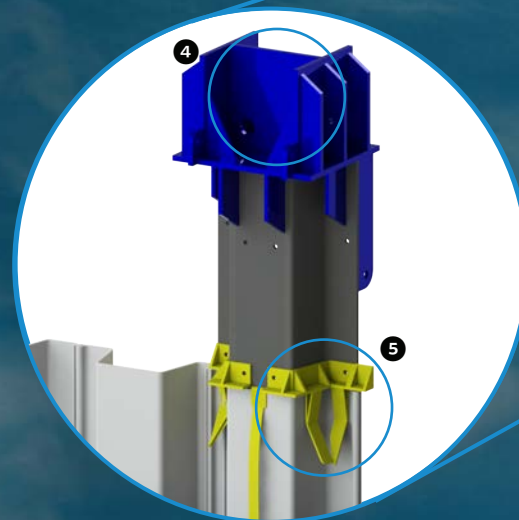


**1 Punch:** Breaks through rock and consolidated solids.

**2 Flippers:** Protect the leading edge and secure the pile to the mandrel during driving and rotate away upon extraction.



**3 Fluid Outlet:** Softens soils and assists in separation or slurry injection during extraction.




**4 Bite Plate:** Designed to accommodate a variety of Jaw styles & sizes.

**5 Holster:** Adjustable to accommodate varying sheet lengths

**1-800-256-8857**

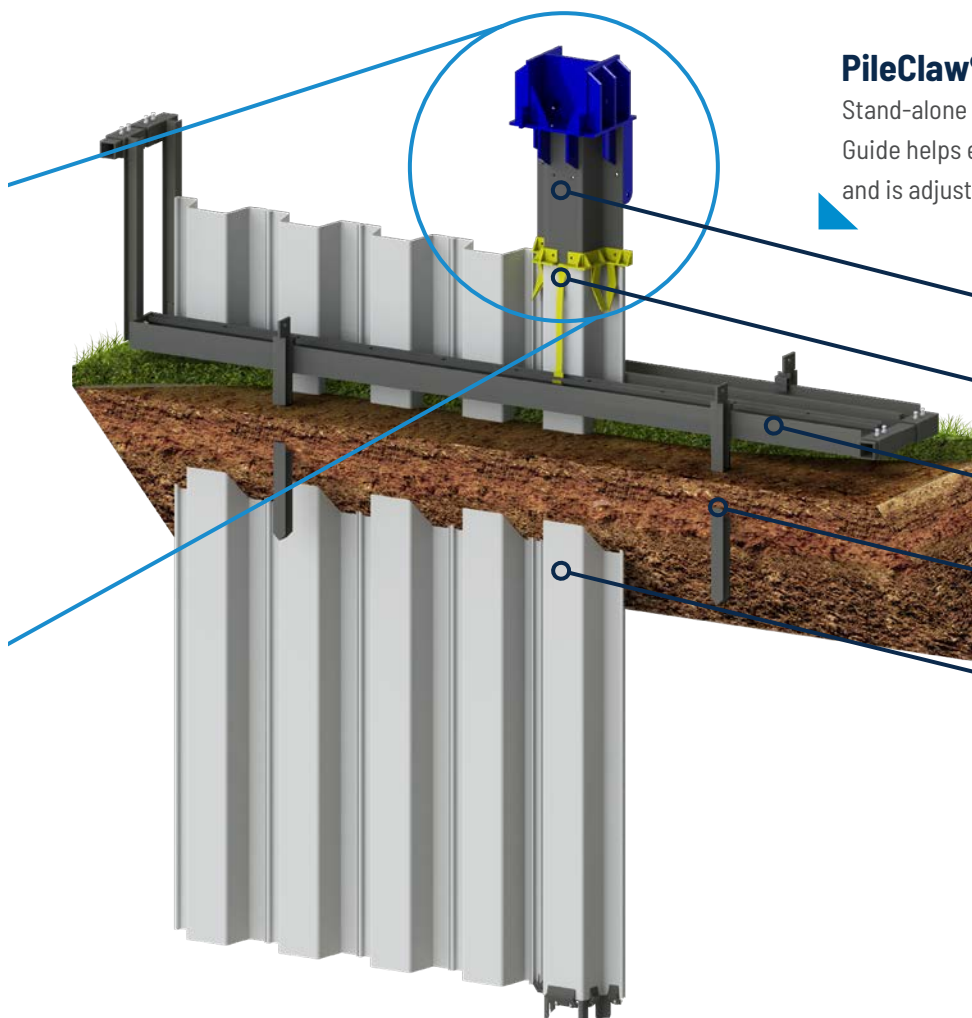


- ▶ Increase speed and accuracy of driving operations
- ▶ Engineered to match CMI's synthetic sheet piling profiles
- ▶ Features protect the integrity of sheet piling interlocks
- ▶ Minimize excessive soil disturbance



### **PileClaw® Mandrel**

Driving any sheet piling material to significant depths or in difficult soil is a challenging task. CMI's PileClaw™ Mandrel provides unparalleled driving assistance for the toughest construction environments.



### **PileClaw® Mandrel + Drive Guide**

Stand-alone or paired with the PileClaw™ Mandrel, the PileClaw™ Drive Guide helps ensure a straight and efficient installation and is adjustable for any sheet depth.

**PileClaw® Mandrel**

**Retention Strap**


**Guide Beams**

**Integrated Anchor Pilings**


**Synthetic Sheet Piling**



**Flood Protection**



**Cut-Off & Containment**



**Water Control**



**Retaining Structures**

605 Molly Lane, Suite 150, Woodstock, GA 30189 / P: 800-256-8857 / [cmilc.com](http://cmilc.com)

© Copyright 2022 -- CMI